



Bryson™ Series

PROJECT NAME: _____

CATALOG: _____

NOTES: _____

LED Flat Panel – 2x4, 1x4, 2x2



Key Features

UL/DLC	90 CRI	Dimming
2x4	1x4	2x2
3000K	4000K	5000K
120-277V	Industry Leading Wattage Options	
Protective Packaging	7 year Warranty	

DESCRIPTION

VM5 Lighting Solutions ultra-low profile Bryson™ Series Direct-lit LED Flat Panels are ideally suited for those shallow applications where mounting space often competes with other building services. High in performance the Bryson™ Flat panels deliver the crisp clean light that end users have come to appreciate in LED Lighting. Our higher quality standard features include a flicker-free smooth light, 100% panel illumination with no dark edges or centers, and a custom long life LED driver integrated and factory installed. Our product is installation-ready out of the box and does not require the contractor or installer to assemble the power supply at the job-site. Our packaging is state of the art, ensuring the avoidance of damaged products.

CONSTRUCTION

High quality aluminum frame painted in matte white. Polycarbonate diffuser, Product is designed for recess installation into T-bar grid ceilings, or may be installed on hard ceilings surface or recessed using available mounting kits.

OPTICS

Translucent white polycarbonate lens and LED placement offers a smooth visual effect without visible LED pixilation, glare and flickering. Design achieves luminous efficacies of 110 lumens per watt.

ELECTRICAL

Utilizes high-efficiency high CRI LEDs. High efficiency driver operates 110V through 277V, 50-60HZ. Integral surge protection standard and tested in accordance with IEEE/ANSI C62.41.2 to Category C. 0-10V dimming. Battery Back-Up available.

INSTALLATION

Light in weight and easy to handle, makes for a fast installation into a grid ceiling. Surface and recessed mount kit options offer more application installation flexibility for hard ceilings.





Catalog Number	Fixture Type	Model Number	Wattage (Watts)	Input Voltage (Volts)	Color Temp (Kelvin)	Optical	Lumens	LPW	CRI	0-10V Dimming	Dimensions (L" x W" x H")	Weight (lbs.)
22006	2x2	MFP-22-3000K-20W	20	120-277	3000	Backlit	2120	106	90	Yes	23.7" x 23.7" x 2.3	7.1
22007	2x2	MFP-22-4000K-20W	20	120-277	4000	Backlit	2200	110	90	Yes	23.7" x 23.7" x 2.3	7.1
22008	2x2	MFP-22-5000K-20W	20	120-277	5000	Backlit	2240	112	90	Yes	23.7" x 23.7" x 2.3	7.1
22001	2x2	MFP-22-3000K-25W	25	120-277	3000	Backlit	2650	106	90	Yes	23.7" x 23.7" x 2.3	7.1
22002	2x2	MFP-22-4000K-25W	25	120-277	4000	Backlit	2750	110	90	Yes	23.7" x 23.7" x 2.3	7.1
22003	2x2	MFP-22-5000K-25W	25	120-277	5000	Backlit	2800	112	90	Yes	23.7" x 23.7" x 2.3	7.1
22011	2x2	MFP-22-3000K-30W	30	120-277	3000	Backlit	3180	106	90	Yes	23.7" x 23.7" x 2.3	7.1
22012	2x2	MFP-22-4000K-30W	30	120-277	4000	Backlit	3300	110	90	Yes	23.7" x 23.7" x 2.3	7.1
22013	2x2	MFP-22-5000K-30W	30	120-277	5000	Backlit	3360	112	90	Yes	23.7" x 23.7" x 2.3	7.1
22021	2x2	MFP-22-3000K-35W	35	120-277	3000	Backlit	3710	106	90	Yes	23.7" x 23.7" x 2.3	7.1
22022	2x2	MFP-22-4000K-35W	35	120-277	4000	Backlit	3850	110	90	Yes	23.7" x 23.7" x 2.3	7.1
22023	2x2	MFP-22-5000K-35W	35	120-277	5000	Backlit	3920	112	90	Yes	23.7" x 23.7" x 2.3	7.1
22026	2x2	MFP-22-3000K-50W	50	120-277	3000	Backlit	5300	106	90	Yes	23.7" x 23.7" x 2.3	7.1
22027	2x2	MFP-22-4000K-50W	50	120-277	4000	Backlit	5500	110	90	Yes	23.7" x 23.7" x 2.3	7.1
22028	2x2	MFP-22-5000K-50W	50	120-277	5000	Backlit	5600	112	90	Yes	23.7" x 23.7" x 2.3	7.1
0												
21004	1x4	MFP-14-3000K-20W	20	120-277	3000	Backlit	2120	106	90	Yes	11.9" x 47.7" x 2.3	7.8
21005	1x4	MFP-14-4000K-20W	20	120-277	4000	Backlit	2200	110	90	Yes	11.9" x 47.7" x 2.3	7.8
21006	1x4	MFP-14-5000K-20W	20	120-277	5000	Backlit	2240	112	90	Yes	11.9" x 47.7" x 2.3	7.8
21007	1x4	MFP-14-3000K-30W	30	120-277	3000	Backlit	3180	106	90	Yes	11.9" x 47.7" x 2.3	7.8
21008	1x4	MFP-14-4000K-30W	30	120-277	4000	Backlit	3300	110	90	Yes	11.9" x 47.7" x 2.3	7.8
21009	1x4	MFP-14-5000K-30W	30	120-277	5000	Backlit	3360	112	90	Yes	11.9" x 47.7" x 2.3	7.8
21010	1x4	MFP-14-3000K-40W	40	120-277	3000	Backlit	4240	106	90	Yes	11.9" x 47.7" x 2.3	7.8
21011	1x4	MFP-14-4000K-40W	40	120-277	4000	Backlit	4400	110	90	Yes	11.9" x 47.7" x 2.3	7.8
21012	1x4	MFP-14-5000K-40W	40	120-277	5000	Backlit	4480	112	90	Yes	11.9" x 47.7" x 2.3	7.8
21013	1x4	MFP-14-3000K-50W	50	120-277	3000	Backlit	5300	106	90	Yes	11.9" x 47.7" x 2.3	7.8
21014	1x4	MFP-14-4000K-50W	50	120-277	4000	Backlit	5500	110	90	Yes	11.9" x 47.7" x 2.3	7.8
21015	1x4	MFP-14-5000K-50W	50	120-277	5000	Backlit	5600	112	90	Yes	11.9" x 47.7" x 2.3	7.8
21016	1x4	MFP-14-3000K-70W	70	120-277	3000	Backlit	7420	106	90	Yes	14.5" x 52.5" x 2.3	7.8
21017	1x4	MFP-14-4000K-70W	70	120-277	4000	Backlit	7700	110	90	Yes	14.5" x 52.5" x 2.3	7.8
21018	1x4	MFP-14-5000K-70W	70	120-277	5000	Backlit	7840	112	90	Yes	14.5" x 52.5" x 2.3	7.8

each model: PF↑.95 THD↓10% Operating Temp -25°C to 55°C
5% variation on published numbers



Catalog Number	Fixture Type	Model Number	Wattage (Watts)	Input Voltage (Volts)	Color Temp (Kelvin)	Optical	Lumens	LPW	CRI	0-10V Dimming	Dimensions (L" x W" x H")	Weight (lbs.)
24006	2x4	MFP-24-3000K-30W	30	120-277	3000	Backlit	3180	106	90	Yes	23.7" x 47.7" x 2.3	12.6
24007	2x4	MFP-24-4000K-30W	30	120-277	4000	Backlit	3300	110	90	Yes	23.7" x 47.7" x 2.3	12.6
24008	2x4	MFP-24-5000K-30W	30	120-277	5000	Backlit	3360	112	90	Yes	23.7" x 47.7" x 2.3	12.6
24021	2x4	MFP-24-3000K-40W	40	120-277	3000	Backlit	4240	106	90	Yes	23.7" x 47.7" x 2.3	12.6
24022	2x4	MFP-24-4000K-40W	40	120-277	4000	Backlit	4400	110	90	Yes	23.7" x 47.7" x 2.3	12.6
24023	2x4	MFP-24-5000K-40W	40	120-277	5000	Backlit	4480	112	90	Yes	23.7" x 47.7" x 2.3	12.6
24010	2x4	MFP-24-3000K-55W	55	120-277	3000	Backlit	5830	106	90	Yes	23.7" x 47.7" x 2.3	12.6
24011	2x4	MFP-24-4000K-55W	55	120-277	4000	Backlit	6050	110	90	Yes	23.7" x 47.7" x 2.3	12.6
24012	2x4	MFP-24-5000K-55W	55	120-277	5000	Backlit	6160	112	90	Yes	23.7" x 47.7" x 2.3	12.6
24016	2x4	MFP-24-4000K-70W	70	120-277	4000	Backlit	7420	106	90	Yes	23.7" x 47.7" x 2.3	12.6
24017	2x4	MFP-24-5000K-70W	70	120-277	5000	Backlit	7700	110	90	Yes	23.7" x 47.7" x 2.3	12.6
24036	2x4	MFP-24-4000K-100W	100	120-277	4000	Backlit	11200	112	90	Yes	23.7" x 47.7" x 2.3	13
24037	2x4	MFP-24-5000K-100W	100	120-277	5700	Backlit	10600	106	90	Yes	23.7" x 47.7" x 2.3	13
24048	2x4	MFP-24-4000K-150W	150	120-277	4000	Backlit	16500	110	90	Yes	23.7" x 47.7" x 2.3	13
24049	2x4	MFP-24-5000K-150W	150	120-277	5700	Backlit	16800	112	90	Yes	23.7" x 47.7" x 2.3	13

each model: PF↑.95 THD↓10% Operating Temp -25°C to 55°C
5% variation on published numbers



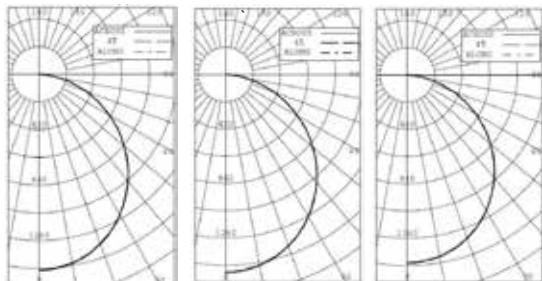
Accessories

Catalog Number	Type	Model Number	Description
22222	2x2	MFP-22-SMK	2x2 Surface Mount Kit
21414	1X4	MFP-14-SMK	1x4 Surface Mount Kit
22424	2x4	MFP-24-SMK	2x4 Surface Mount Kit
<hr/>			
21122	2x2	MFP-22-RMK	2x2 Recessed Mount Kit
21114	1X4	MFP-14-RMK	1x4 Recessed Mount Kit
21124	2x4	MFP-24-RMK	2x4 Recessed Mount Kit

MFP-22-3000K

MFP-22-4000K

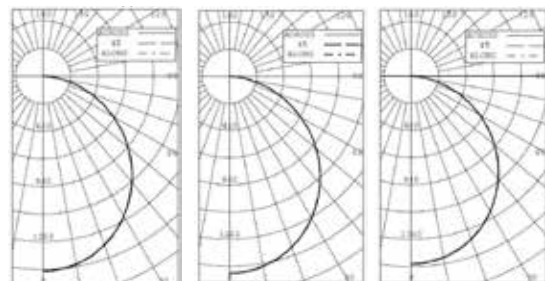
MFP-22-5000K



MFP-24-3000K

MFP-24-4000K

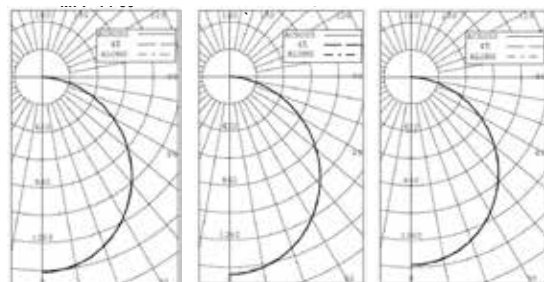
MFP-24-5000K



MFP-14-3000K

MFP-14-4000K

MFP-14-5000K



Please send orders to:
Email: order@vm5lighting.com
Fax: 1.844.865.5444

We reserve the right to change our spec sheets at any time.